



C2M v2.9

5.1.5.2 Manage Un-Metered Site

Creation Date: September 01, 2017

Last Updated: January 29, 2025

ORACLE®

Copyright © 2024, Oracle. All rights reserved.

This document is provided for information purposes only and the contents hereof are subject to change without notice.

This document is not warranted to be error-free, nor subject to any other warranties or conditions, whether expressed orally or implied in law, including implied warranties and conditions of merchantability or fitness for a particular purpose. We specifically disclaim any liability with respect to this document and no contractual obligations are formed either directly or indirectly by this document. This document may not be reproduced or transmitted in any form or by any means, electronic or mechanical, for any purpose, without our prior written permission. Oracle, JD Edwards, PeopleSoft, and Siebel are registered trademarks of Oracle Corporation and/or its affiliates. Other names may be trademarks of their respective owners.

Contents

BRIEF DESCRIPTION 4

BUSINESS PROCESS MODEL PAGE 1 5

BUSINESS PROCESS MODEL PAGE 2 6

BUSINESS PROCESS MODEL PAGE 3 7

BUSINESS PROCESS MODEL PAGE 4 8

DETAIL BUSINESS PROCESS MODEL DESCRIPTION..... 9

TEST ASSETS RELATED TO THE CURRENT PROCESS..... 24

DOCUMENT CONTROL 25

ATTACHMENTS:..... 26

Control Central Search 26

Admin Menu – Installation Options – Control Central Alerts..... 27

Service Point..... 36

Premise 39

SP Install Event..... 43

Device Search..... 44

Miscellaneous Information 45

Brief Description

Business Process: 5.1.5.2 C2M.Manage Un-Metered Site
Process Type: Sub Process
Parent Process: 5.1.5 C2M.Manage Site Infrastructure
Sibling Processes: 5.1.5.1 C2M.Manage Metered Site

This process describes the creation and maintenance of [Premise](#) and [Service Point](#) in C2M for un-metered service. The Premise record is considered the service address, and typically contains associated geographic and jurisdiction information. The Service Point is a specific geographic location that delivers service to a Premise. It is considered to be the exact location for a device or other equipment. The Service Point contains information about the type of service, reading cycle, responsible field office, Distribution Company and other pertinent information. The Premise and the Service Point have a direct relationship although the Premise may have more than one associated Service Point. This typically occurs when the organization supplies more than one type of service to a given Premise.

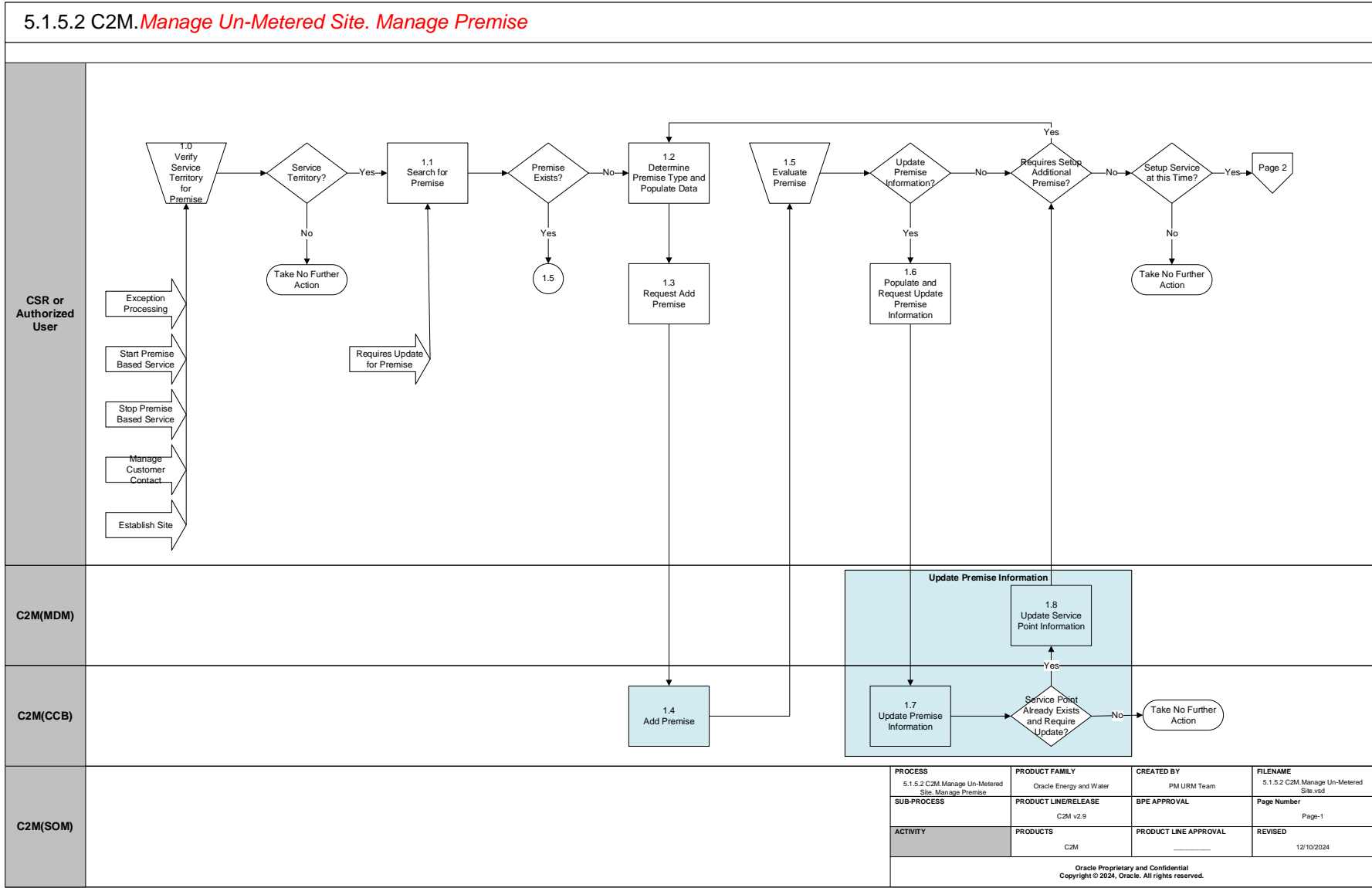
Un-metered service assumes Badged or Unbadged Items are associated with Service Points :

- Badged Item - devices such as a specific fire hydrant or specific street light that are uniquely identified.
- Unbadged Item – devices not uniquely identified, they may be grouped together such as a group of street lights

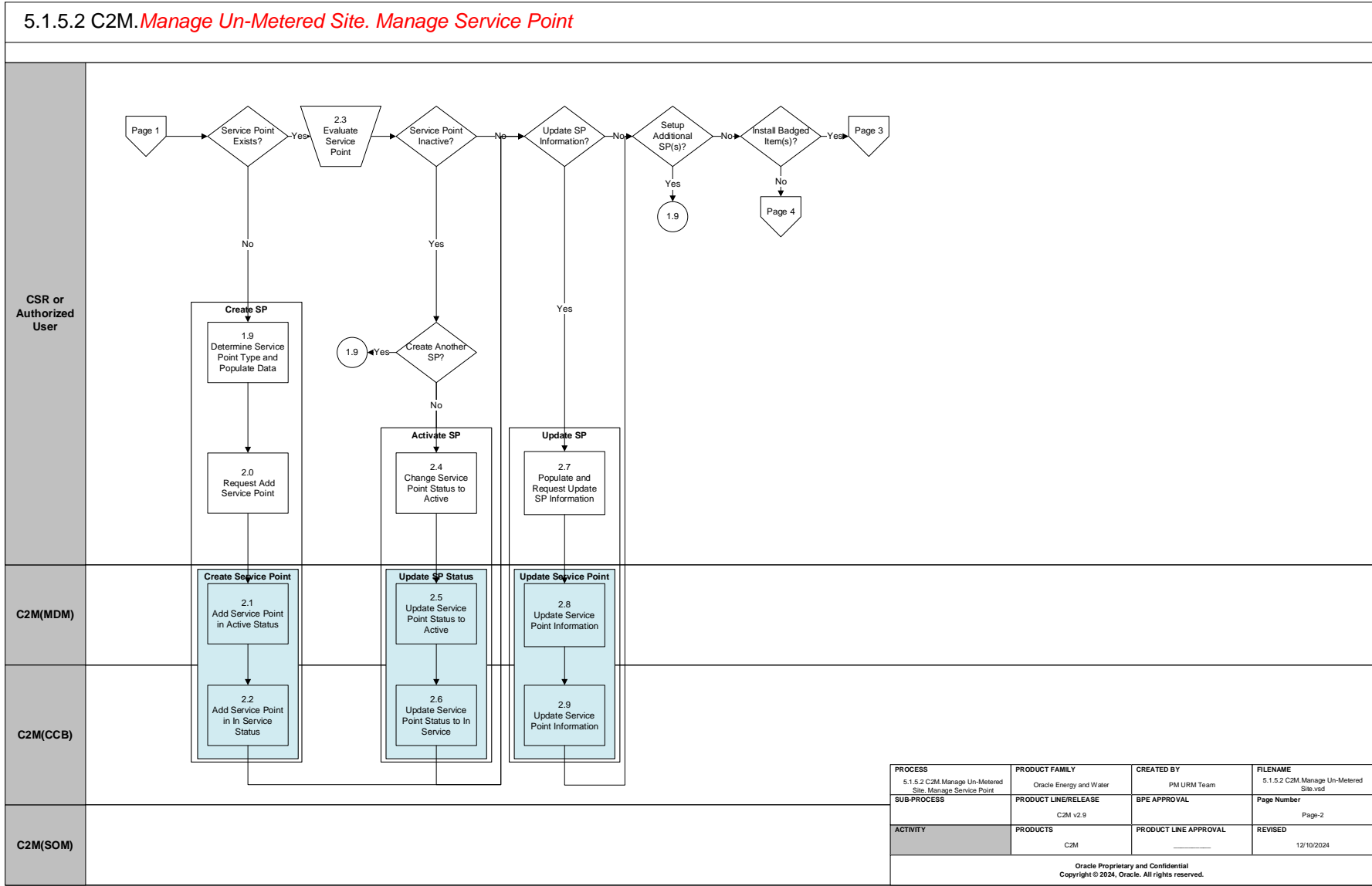
A single Premise and associated Service Point may be added online. Quantities of multiple like Premises and Service Points may be added online through replication functionality.

Over time many items may be installed and removed at a [Service Point](#). C2M maintains a historical record of installations and removals for Billing and audit purposes.

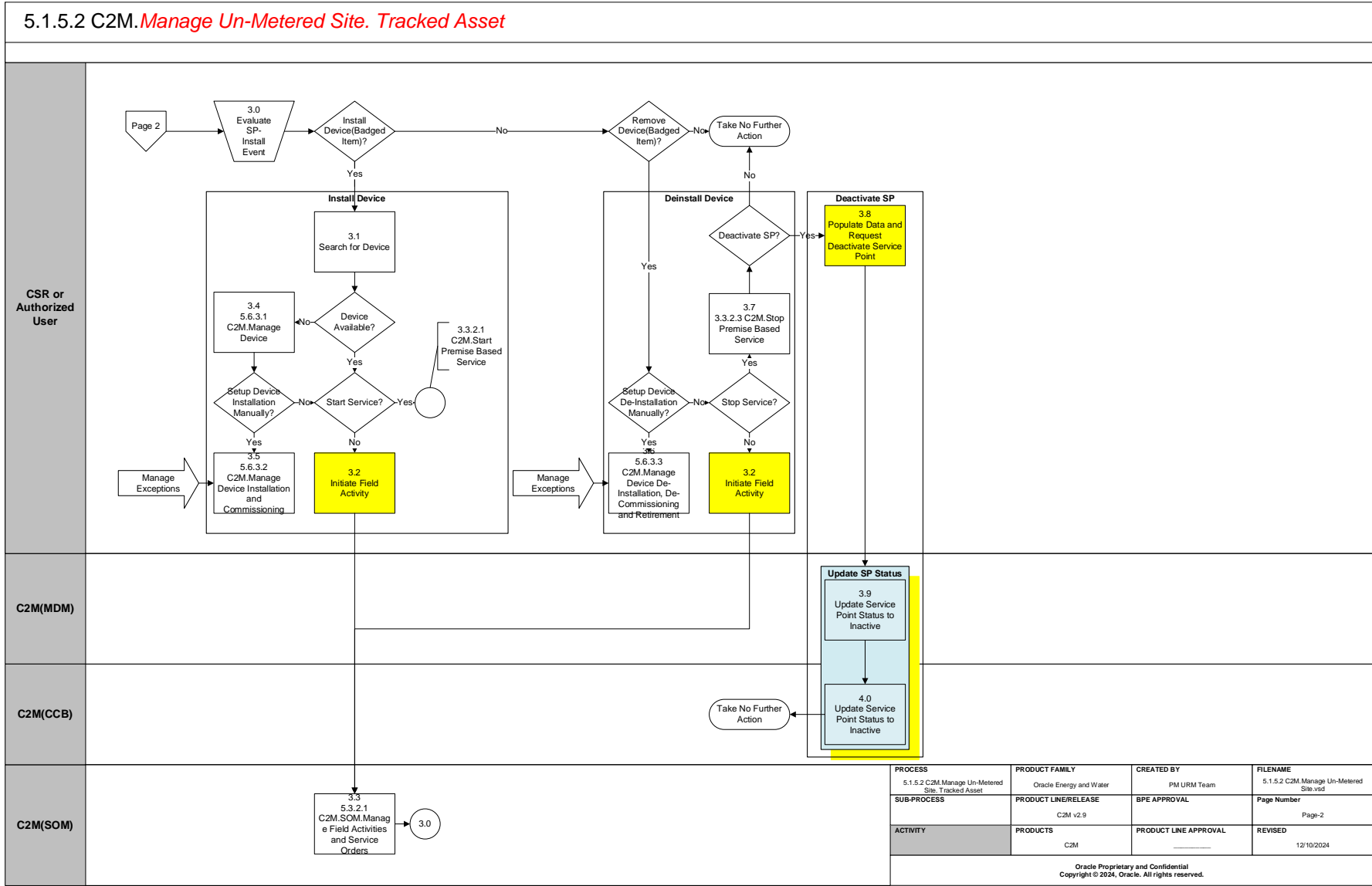
Business Process Model Page 1



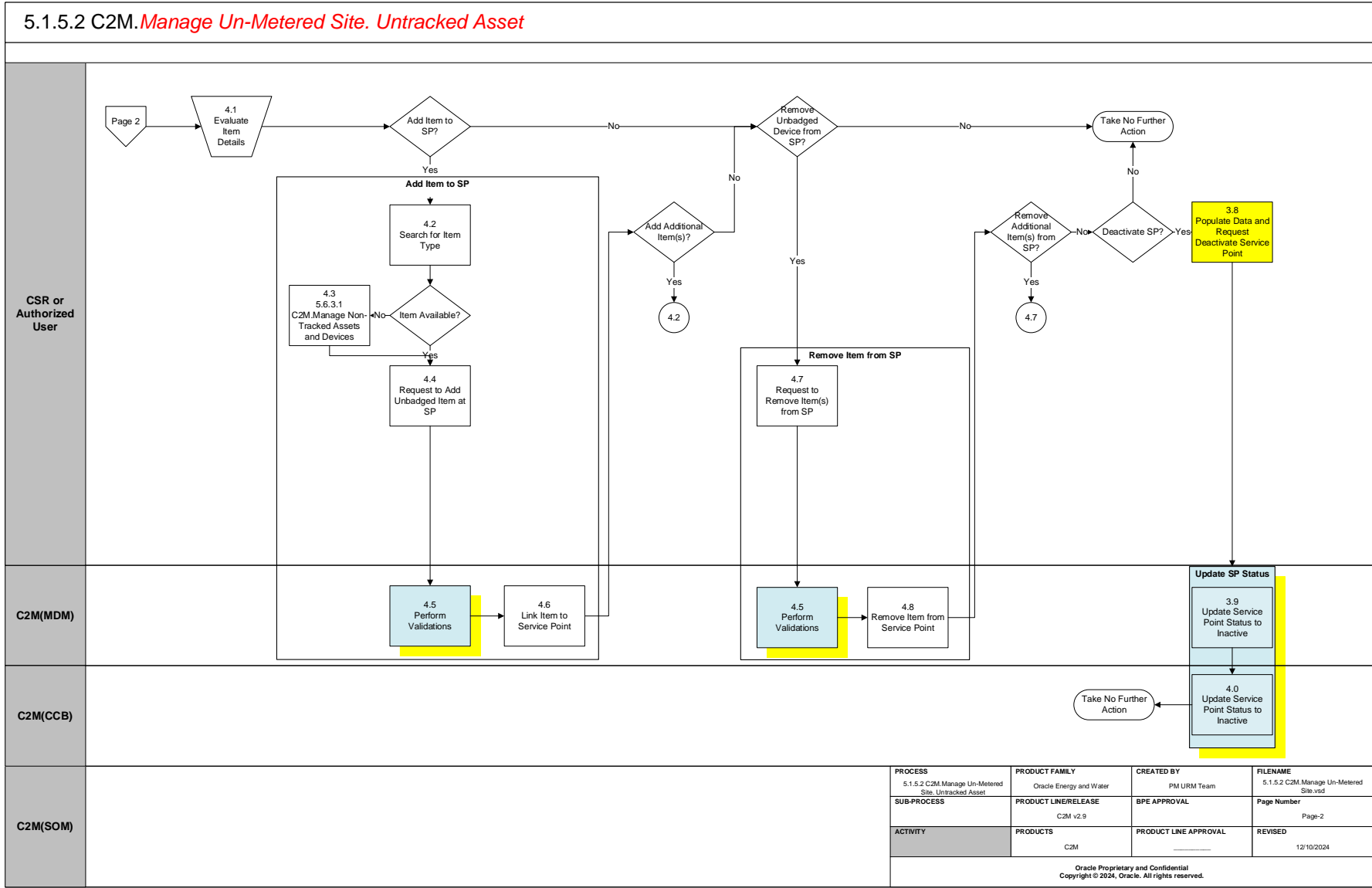
Business Process Model Page 2



Business Process Model Page 3



Business Process Model Page 4



Detail Business Process Model Description

1.0 Verify Service Territory for Premise

Actor/Role: CSR or Authorized User

Description:

The Authorized User first determines the address is in the service territory. If not, the Authorized User refers the caller to appropriate agency and the process stops with no further action.

1.1 Search for Premise

Actor/Role: CSR or Authorized User

Description:

Upon receipt of request for service or when new service requirements are made available, the Authorized User uses [Control Central Search](#) to locate the [Premise](#) address to Start Service in C2M. Control Central and Dashboard Alerts provide the Authorized User with valuable insight for overall analysis of any existing Premise. It is possible the site needs to be established in C2M now and service will start at a later date.

Process Plug-in enabled Y **Available Algorithm(s):**

C2MPREM-INFO - Premise Information (Address 1, City, State, Postal)
C1_LSSLPR-DF - Highlight Life Support/Sensitive Load on Premise
C1-CCAL-DECL - Highlight effective declarations for acct and premise
C1-LSSL-PRM - Highlight Premise Life Support/Sensitive Load (Alert Zone)
F1-SYNRQALRT -Retrieve Outstanding Sync Request

Configuration required Y **Entities to Configure:**

Installation Options
Installation Options - Framework
Zones

Business Object Y **Business Object:**

C1-UserDisplayAllPremises - User - Display All Premises

1.2 Determine Premise Type and Populate Data

Actor/Role: CSR or Authorized User

Description:

Requests for new [Premises](#) are initiated with new construction single family, commercial, or large industrial, commercial or residential developments. New Premises may be added when new service territory is acquired by an organization.

Configuration required: Y Entities to Configure:

Installation Options
Installation Options - Framework
Master Configuration
Extendable Lookup BO - X1-JointMaintenance
Extendable Lookup BO - X1-CCBMDM - MDMCCB-Lookup
Premise Type
Characteristic Type and Values
Postal Code Defaults
Meter Read Warning
Meter Read Instruction
Trend
Geographic Type
CIS Division
Country
Time Zone

1.3 Request Add Premise

Actor/Role: CSR or Authorized User

Description:

The Authorized User enters the necessary information to establish the Premise. Landlord and Parent Premise Information may be required to link a single Premise with a Landlord, Property Management Company or associated Parent Premise. A configured premise type is assigned to briefly describe the Premise. A premise’s state, city, county, division, characteristics, trend area and geographic data default from configured postal default information. The address defined has an indicator to note whether or not it is a valid mailing address.

1.4 Add Premise

Actor/Role: C2M(CCB)

Description:

The [Premise](#) is added in C2M(CCB).

Process Plug-in enabled: Y Available Algorithm(s):

C2MPREM-INFO - Premise Information (Address 1, City, State, Postal)
C1-PREMCDCSP - Premise Change Data Capture (SP-Based)

Business Object: Y Business Object:

C1-MDM2Premise – MDM2 Premise

C1-ODMPremise - ODM Premise
C1-OrderPremise - Order Premise
C1PremisePhysical - Physical BO for Premise
WX-Premise - Premise
C1-PremiseLatitudeLongitude - Premise - Latitude/Longitude
C1-NMSPremise - Premise Information for NMS Sync
C1-PremiseBasic - Premise Lite

1.5 Evaluate Premise**Actor/Role:** CSR or Authorized User**Description:**

The Authorized User reviews the entered Premise information and verifies its accuracy. The Authorized User determines if additional premises are required or if updates are needed for the newly entered Premise.

1.6 Populate and Request Update Premise Information**Actor/Role:** CSR or Authorized User**Description:**

The Authorized User enters any required changes for the Premise.

1.7 Update Premise Information Group: Update Premise Information**Actor/Role:** C2M(CCB)**Description:**

The Premise information is updated in C2M(CCB). Some Premise changes in C2M(CCB) can update C2M (MDM) Service Point like Changes in Life Support / Sensitive Load Code. The Premise Maintenance Object has an Audit Algorithm that updates MDM Service Points when required

Process Plug-in enabled: Y **Available Algorithm(s):**

C2MPREM-INFO - Premise Information (Address 1, City, State, Postal)
C1-PREMCD CSP - Premise Change Data Capture (SP-Based)
X1-UPSPFRPR - Maintain MDM SP from CCB Premise

Business Object: Y**Business Object:**

C1-MDM2Premise - MDM2 Premise
C1-ODMPremise - ODM Premise
C1-OrderPremise - Order Premise
C1PremisePhysical - Physical BO for Premise
WX-Premise - Premise

Process Scripts:**Script:**

C1-PremiseLatitudeLongitude - Premise - Latitude/Longitude
C1-NMSPremise - Premise Information for NMS Sync
C1-PremiseBasic - Premise Lite

X1-MDMCCBVM - Perform MDM - CCB Value Mapping
X1-ReadPrem - Read Premise
X1-CM-MC-VM - Perform CCB - MDM / MDM - CCB Value Mapping

1.8 Update Service Point Information Group: Update Premise Information**Actor/Role:** C2M(MDM)**Description:**

When a Premise information updated specially with respect to Life Support, Service Point in C2M(MDM) updates through scripts.

1.9 Determine Service Point Type and Populate Data Group: Create SP**Actor/Role:** Authorized User**Description:**

The Authorized User enters required Service Point Information for a new [Service Point](#). The Service Point has an effective date to indicate when it was installed in C2M. A device cannot be placed at the Service Point before the Service Point install date. Measurement Cycle, Route and Route Sequence are defined to place the Service Point in a cycle for reading. Business rules are configured for each Service Point Type and impact the following:

- Defines the type of service delivered at the SP.
- Defines Service Point as Metered or Item based.
- Plays a part in how consumption at the Service Point is estimated for high / low and missing read purposes.
- Defines Characteristics that are the same for all service points of a given type.
- Defines Field Activities that may be performed at its Service Points.
- Defines Devices that may be installed at its Service Points.
- Defines Service Agreements that may pay for service at its Service Points.
- Defines Equipment that may be linked to its Service Points.

Configuration required: Y**Entities to Configure:**

Installation Options
Installation Options - Framework
Master Configuration
Extendable Lookup BO - X1-JointMaintenance
Extendable Lookup BO - X1-CCBMDM - MDMCCB-Lookup

Characteristic Type and Values
Geographic Type
Service Type
SP Type
Field Activity Type Profile
SA Type
Device Type
Measurement Cycle
Measurement Cycle Route
Meter Location
Disconnect Location
Meter Read Warning
Meter Read Instruction
Time Zone

2.0 Request Add Service Point Group: Create SP**Actor/Role:** CSR or Authorized User**Description:**

The Authorized User requests Add Service Point.

2.1 Add Service Point in Active Status Group: Create SP**Actor/Role:** C2M(MDM)**Description:**

The Service Point information is added in C2M(MDM) with Active Status. C2M uses Joint Maintenance process to updates Service Point information in C2M(CCB).

Process Plug-in enabled: Y Available Algorithm(s):

C1-SPIN-DF - SP information - SP Type, Read Cycle, Premise Info - This algorithm formats the "Service Point Info" that appears throughout the system
CI_GENAUDIT - Generic Audit
X1-CCBSPMNT - Maintain CCB Service Point
X1-SPMCCHG - Update Bill Cycle due to SP Measurement Cycle Change
ITMI-DFLT- Item Info- Type, Badge#, Serial#, Status, Location

Business Object: Y**Business Object:**

C1-CMDM2SPI - Capture MDM2 SP-Based Initial Snapshot
C1-CMDM2SPF - Capture MDM2 SP-based Final Snapshot
C1-CAPNMSSPI - Capture NMS SP-Based Initial Snapshot
C1-CAPNMSSPF - Capture NMS SP-based Final Snapshot
C1-CODMSPI - Capture ODM SP-Based Initial Snapshot
C1-CMDM2SPF - Capture SP-based Final Snapshot (ODM Synch)
D1-SPEINISNP - Capture SP Initial Snapshot for DataConnect
D1-SPEFINSNP - Capture SP Final Snapshot for DataConnect
C1-CEXTRCSPI - Capture SP-Based Initial Snapshot for DataConnect
C1-CEXTRCSPF - Capture SP-Based Final Snapshot for DataConnect

Process Scripts:**Script:**

C1ServicePointPhysical - Service Point Physical BO
X1D-ServicePoint
C1-SPBasic - Service Point Lite
X1-SPBasic - C2M - CCB Service Point Basic
C1-SPDetails - Service Point NMS Outage Details
CI_SPInfo - SP Information
C1-SPLatitudeLongitude - Service Point Latitude/Longitude
C1-FWServicePointDetails - Field Work Service Point Details
C1-MDM2SP - MDM2 SP
C1-NMSSP - SP Information for NMS Sync
WX-ServicePoint - Service Point

X1-MDMCCBVM - Perform MDM - CCB Value Mapping

X1-CM-MC-VM - Perform CCB - MDM / MDM - CCB Value Mapping
X1-SPCharMn - SP Characteristics – Maintenance
X1-SPGeoMn - SP Geographic Information – Maintenance

2.2 Add Service Point in In Service Status Group: Create SP

Actor/Role: C2M(CCB)

Description:

C2M uses Joint Maintenance process to updates Service Point information in C2M(CCB) with the status as In Service. Note the service point characteristics and geographic values are maintained separately in C2M (CCB) through scripts.

When a MDM Service Point is created or changed a Pre-Processing Algorithm in the MDM Service Point's Business Object adds, updates or deletes the corresponding CCB Service Point. As a Pre-Processing Algorithm is used the action is performed in CCB prior to being performed in MDM. So when a service point is added the CCB Service Point Identifier can be included in the MDM Service Point

2.3 Evaluate Service Point

Actor/Role: CSR or Authorized User

Description:

The Authorized User reviews and verifies the newly entered Service Point information. The existing [Service Point](#) may be in an Abolished status. Additional Service Points or updates for the newly entered Service Point may be required. At times it may be required to abolish an existing Service Point. This type of service may no longer be required or may be moved to another location for the Premise.

2.4 Change Service Point Status to Active Group: Activate SP

Actor/Role: CSR or Authorized User

Description:

The Authorized User determines the existing Service Point status can be reinstated from Abolished to Active. Service Point status impacts whether or not it can be linked to Service Agreements.

2.5 Update Service Point Status to Active Group: Activate SP

Group: Update SP Status

Actor/Role: C2M(MDM)

Description:

The Service Point information Status is updated in C2M(MDM). C2M uses Joint Maintenance process to updates Service Point information in C2M(CCB). Note the service point characteristics and geographic values are maintained separately in C2M (CCB) through scripts.

When a MDM Service Point is created or changed a Pre-Processing Algorithm in the MDM Service Point's Business Object adds, updates or deletes the corresponding CCB Service Point. As a Pre-Processing Algorithm is used the action is performed in CCB prior to being performed in MDM. So when a service point is added the CCB Service Point Identifier can be included in the MDM Service Point

Process Plug-in enabled: Y **Available Algorithm(s):**

Business Object: Y**Business Object:**

C1-SPIN-DF - SP information - SP Type, Read Cycle, Premise Info – This algorithm formats the “Service Point Info” that appears throughout the system
CI_GENAUDIT - Generic Audit
X1-CCBSPMNT - Maintain CCB Service Point
X1-SPMCCHG - Update Bill Cycle due to SP Measurement Cycle Change
ITMI-DFLT- Item Info- Type, Badge#, Serial#, Status, Location
C1-CMDM2SPI - Capture MDM2 SP-Based Initial Snapshot
C1-CMDM2SPF - Capture MDM2 SP-based Final Snapshot
C1-CAPNMSSPI - Capture NMS SP-Based Initial Snapshot
C1-CAPNMSSPF - Capture NMS SP-based Final Snapshot
C1-CODMSPI - Capture ODM SP-Based Initial Snapshot
C1-CMDM2SPF - Capture SP-based Final Snapshot (ODM Synch)
D1-SPEINISNP - Capture SP Initial Snapshot for DataConnect
D1-SPEFINSNP - Capture SP Final Snapshot for DataConnect
C1-CEXTRCSPI - Capture SP-Based Initial Snapshot for DataConnect
C1-CEXTRCSPF - Capture SP-Based Final Snapshot for DataConnect

C1ServicePointPhysical – Service Point Physical BO
C1-SPBasic - Service Point Lite
X1-SPBasic - C2M - CCB Service Point Basic
C1-SPDetails – Service Point NMS Outage Details
CI_SPInfo - SP Information
C1-SPLatitudeLongitude – Service Point Latitude/Longitude

Process Scripts:

Script:

C1-FWServicePointDetails - Field Work Service Point Details
C1-MDM2SP - MDM2 SP
C1-NMSSP - SP Information for NMS Sync
WX-ServicePoint - Service Point

X1-MDMCCBVM - Perform MDM - CCB Value Mapping
X1-CM-MC-VM - Perform CCB - MDM / MDM - CCB Value Mapping
X1-SPCharMn - SP Characteristics - Maintenance
X1-SPGeoMn - SP Geographic Information - Maintenance

2.6 Update Service Point Status to In Service Group: Activate SP
Group: Update SP Status

Actor/Role: C2M(CCB)

Description:

C2M uses Joint Maintenance process to updates Service Point information in C2M(CCB). Note the service point characteristics and geographic values are maintained separately in C2M (CCB) through scripts.

2.7 Populate and Request Update SP Information Group: Update SP

Actor/Role: CSR or Authorized User

Description:

The Authorized User determines information for the Service Point requires changing or updating.

2.8 Update Service Point Information Group: Update SP

Actor/Role: C2M(MDM)

Description:

The Service Point information is updated in C2M(MDM). C2M uses Joint Maintenance process to updates Service Point information in C2M(CCB). Note the service point characteristics and geographic values are maintained separately in C2M (CCB) through scripts.

When a MDM Service Point is created or changed a Pre-Processing Algorithm in the MDM Service Point’s Business Object adds, updates or deletes the corresponding CCB Service Point. As a Pre-Processing Algorithm is used the action is performed in CCB prior to being performed in MDM. So when a service point is added the CCB Service Point Identifier can be included in the MDM Service Point

Process Plug-in enabled: Y

Available Algorithm(s):

C1-SPIN-DF - SP information - SP Type, Read Cycle, Premise Info - This algorithm formats the “Service Point Info” that appears throughout the system
--

CI_GENAUDIT - Generic Audit
X1-CCBSPMNT - Maintain CCB Service Point
X1-SPMCCHG - Update Bill Cycle due to SP Measurement Cycle Change
ITMI-DFLT- Item Info- Type, Badge#, Serial#, Status, Location
C1-CMDM2SPI - Capture MDM2 SP-Based Initial Snapshot
C1-CMDM2SPF - Capture MDM2 SP-based Final Snapshot
C1-CAPNMSSPI - Capture NMS SP-Based Initial Snapshot
C1-CAPNMSSPF - Capture NMS SP-based Final Snapshot
C1-CODMSPI - Capture ODM SP-Based Initial Snapshot
C1-CMDM2SPF - Capture SP-based Final Snapshot (ODM Synch)
D1-SPEINISNP - Capture SP Initial Snapshot for DataConnect
D1-SPEFINSNP - Capture SP Final Snapshot for DataConnect
C1-CEXTRCSPI - Capture SP-Based Initial Snapshot for DataConnect
C1-CEXTRCSPF - Capture SP-Based Final Snapshot for DataConnect

Business Object: Y**Business Object:**

C1ServicePointPhysical - Service Point Physical BO
C1-SPBasic - Service Point Lite
X1-SPBasic - C2M - CCB Service Point Basic
C1-SPDetails - Service Point NMS Outage Details
CI_SPInfo - SP Information
C1-SPLatitudeLongitude - Service Point Latitude/Longitude
C1-FWServicePointDetails - Field Work Service Point Details
C1-MDM2SP - MDM2 SP

Process Scripts:**Script:**

C1-NMSSP - SP Information for NMS Sync
WX-ServicePoint - Service Point
X1-MDMCCBVM - Perform MDM - CCB Value Mapping
X1-CM-MC-VM - Perform CCB - MDM / MDM - CCB Value Mapping
X1-SPCharMn - SP Characteristics - Maintenance
X1-SPGeoMn - SP Geographic Information - Maintenance

2.9 Update Service Point Information Group: Update SP**Actor/Role:** C2M(CCB)**Description:**

C2M uses Joint Maintenance process to updates Service Point information in C2M(CCB). Note the service point characteristics and geographic values are maintained separately in C2M (CCB) through scripts.

When a MDM Service Point is created or changed a Pre-Processing Algorithm in the MDM Service Point's Business Object adds, updates or deletes the corresponding CCB Service Point. As a Pre-Processing Algorithm is used the action is performed in CCB prior to being performed in MDM. So when a service point is added the CCB Service Point Identifier can be included in the MDM Service Point

When a MDM Service Point is created or changed a Pre-Processing Algorithm in the MDM Service Point's Business Object adds, updates or deletes the corresponding CCB Service Point. As a Pre-Processing Algorithm is used the action is performed in CCB prior to being performed in MDM. So when a service point is added the CCB Service Point Identifier can be included in the MDM Service Point

3.0 Evaluate SP-Install Event**Actor/Role:** CSR or Authorized User**Description:**

The Authorized User evaluates the existing [Service Point-Install Event](#) Link and verifies information to ensure accuracy.

3.1 Search for Device Group: Install Device**Actor/Role:** CSR or Authorized User**Description:**

The Authorized User searches for the given Device in C2M to determine if it is in existing inventory. Searching for the Device can be accomplished through Device Search using various search criteria.

Process Plug-in enabled Y**Available Algorithm(s):**

D1-ITEMINFO- Item Information

Configuration required Y**Entities to Configure:**

Installation Options - Framework

3.2 Initiate Field Activity Group: Install Device
Group: Deinstall Device

Actor/Role: CSR or Authorized User

Description:

To start or stop the service the Authorized user requests a field activity which will initiate Service Order Management Orchestrator.

3.3 5.3.2.1 SOM.Manage Field Activities and Service Orders

Actor/Role: CSR or Authorized User

Description:

Refer to 5.3.2.1 SOM.Manage Field Activities and Service Orders.

3.4 5.6.3.1 C2M.Manage Device Group: Install Device

Actor/Role: CSR or Authorized User

Description:

The Device information needs to be recorded in inventory prior to installation in C2M. Refer to 5.6.3.1 C2M.Manage Device.

3.5 5.6.3.2 C2M.Manage Device Installation and Commissioning Group: Install Device

Actor/Role: CSR or Authorized User

Description:

Refer to 5.6.3.2 C2M.Manage Device Installation and Commissioning.

3.6 5.6.3.3 C2M.Manage Device De-Installation, De-Commissioning and Retirement Group: Deinstall Device

Actor/Role: CSR or Authorized User

Description:

Refer to 5.6.3.3 C2M.Manage Device De-Installation, De-Commissioning and Retirement.

3.7 3.3.2.3 C2M.Stop Premised Based Service Group: Deinstall Device

Actor/Role: CSR or Authorized User

Description:

Refer to 3.3.2.3 C2M.Stop Premised Based Service.

3.8 Populate Data and Request Deactivate Service Point Group: Deactivate SP

Actor/Role: CSR or Authorized User

Description:

The Authorized User determines this Service Point will no longer be used. After Deactivating the Service Point it would be ready to go into Inactive status. The Service Point status impacts whether or not it can be linked to Service Agreements.

3.9 Update Service Point Status to Inactive Group: Deactivate SP
Group: Update SP Status

Actor/Role: C2M(MDM)

Description:

The Service Point status is updated in C2M(MDM) as inactive. Internal Synchronization process updates Service Point information in C2M(CCB).

Process Plug-in enabled: Y **Available Algorithm(s):**

C1-SPIN-DF - SP information - SP Type, Read Cycle, Premise Info - This algorithm formats the "Service Point Info" that appears throughout the system
CI_GENAUDIT - Generic Audit
C1-CMDM2SPI - Capture MDM2 SP-Based Initial Snapshot
C1-CMDM2SPF - Capture MDM2 SP-based Final Snapshot
C1-CAPNMSSPI - Capture NMS SP-Based Initial Snapshot
C1-CAPNMSSPF - Capture NMS SP-based Final Snapshot
C1-CODMSPI - Capture ODM SP-Based Initial Snapshot
C1-CMDM2SPF - Capture SP-based Final Snapshot (ODM Synch)
D1-SPEINISNP - Capture SP Initial Snapshot for DataConnect
D1-SPEFINSNP - Capture SP Final Snapshot for DataConnect
C1-CEXTRCSPI - Capture SP-Based Initial Snapshot for DataConnect
C1-CEXTRCSPF - Capture SP-Based Final Snapshot for DataConnect

Business Object: Y

Business Object:

C1ServicePointPhysical - Service Point Physical BO
C1-SPBasic - Service Point Lite
X1-SPBasic - C2M - CCB Service Point Basic
C1-SPDetails - Service Point NMS Outage Details
CI_SPInfo - SP Information
C1-SPLatitudeLongitude - Service Point Latitude/Longitude
C1-FWServicePointDetails - Field Work Service Point Details
C1-MDM2SP - MDM2 SP

C1-NMSSP - SP Information for NMS Sync
WX-ServicePoint - Service Point

4.0 Update Service Point Status to Inactive Group: Deactivate SP **Group: Update SP Status**

Actor/Role: C2M(CCB)

Description:

The Service Point status is updated in C2M(CCB) as Inactive.

4.1 Evaluate Item Details

Actor/Role: CSR or Authorized User

Description:

The Authorized User evaluates the existing [Service Point and Item](#) to be linked and verifies information to ensure accuracy.

4.2 Search for Item Type Group: Add Item to SP

Actor/Role: CSR or Authorized User

Description:

The Authorized User searches for the given Item type in C2M to determine if it is configured in system. Searching for the Device type can be accomplished through Search in Device Type List.

Configuration required Y **Entities to Configure:**

Device Type (Item Type)
Device Configuration Type (Item Configuration Type)

4.3 5.6.3.4 C2M.ODM-MDM.Create Non Tracked Assets and Items Group: Add Item to SP

Actor/Role: CSR or Authorized User

Description:

The Device information needs to be recorded in inventory prior to installation in C2M. Refer to 5.6.3.4 C2M.ODM-MDM. Create Non Tracked Assets and Items

4.4 Request to Add Unbadged Item(s) to Service Point Group: Add Item to SP

Actor/Role: CSR or Authorized User

Description:

The Authorized User requests to add unbadged item(s) to Service Point.

4.5 Perform Validations Group: Add Item to SP **Group: Remove Item from SP**

Actor/Role: C2M(MDM)

Description:

C2M(MDM) performs validations to evaluate if the unbadged item(s) can be linked to SP or removed from Service Point.

Process Plug-in enabled: Y **Available Algorithm(s):**

D1-ITMCATVAL - Item Category Validation
D1-MIPERDVAL - Multi-Item Period Validation

Business Object: Y **Business Object:**

X1D-ServicePoint
D1-ItemType

Configuration required Y **Entities to Configure:**

SP Type
Device Type (Item Type)
Device Configuration Type (Item Configuration Type)

4.6 Link Item to Service Point Group: Add Item to SP

Actor/Role: C2M(MDM)

Description:

C2M(MDM) links multi-item(s) to service point with start and end date.

4.7 Request to Remove Item(s) from Service Point Group: Remove Item from SP

Actor/Role: CSR or Authorized User

Description:

The Authorized User requests to remove unbadged item(s) from Service Point.

4.8 Remove Item from Service Point Group: Remove Item from SP

Actor/Role: C2M(MDM)

Description:

C2M(MDM) removes item(s) from service point.

Test Assets related to the Current Process

Testing Asset Sr.No	Use Case	No Of Data sets
1	URM-C2M-5152-001-Create-Sp-Elec-Unmetered-Item-NewPremise	2
2	URM-C2M-5152-002-Create-Sp-Elec-UnmeteredItem-Existing-Premise	2
3	URM-C2M-5152-003-Update-Sp-Elec-Unmetered-Item	2
4	URM-C2M-5152-004-Install-New-Device-NewSp-Elec-Unmetered-Badged-Item	1
5	URM-C2M-5152-005-Install-New-Device-ExistingSp-Elec-Unmetered-Badged-Item	1
6	URM-C2M-5152-006-Install-Existing-Device-NewSp-Elec-Unmetered-Badged-Item	1
7	URM-C2M-5152-007-Install-Existing-Device-Existing-Sp-Elec-Unmetered-Badged-Item	1

Document Control

Change Record

Date	Author	Version	Change Reference
12/02/2015	Line Prado		Updated from 2.4 to 2.5
12/20/2015	Galina Polonsky		Reviewed, Approved
08/15/2017	Jeffrey Yoong		Updated formatting from 2.5 to 2.6
10/25/2017	Kashif Q. Qureshi	Draft	Updated Document and Visio from 2.5 to C2M(2.6)
01/05/2017	Galina Polonsky		Reviewed, Approved
6/5/2019	Satya Kalavala		Updated format for v2.7
09/29/2024	Kunal Nerkar		Updated Document and Visio for C2M v2.9
09/29/2024	Ashish Shukla		Reviewed
10/20/2024	Sundar Krishnamachariar		Reviewed
12/17/2024	Galina Polonsky		Reviewed, Approved

Attachments:

Control Central Search

Control Central Search

Control Central Search

Main

Control Central Search ⓘ

SEARCH BY

Name and Address

NAME

Account ID

ADDRESS

Phone Number

CIS DIVISION

Person ID Type/Value

SHOW ALL PREMISES

Geo Type/Value

☒

Control Central Search

Main

Control Central Search ⓘ

SEARCH BY

Name and Address

NAME

URM START

ADDRESS

CITY

POSTAL

CIS DIVISION

SHOW ALL PREMISES

☒

Search

Hide Filters

PERSON/ACCOUNT	PREMISE	ID TYPE	ID NBR
URM START SERVICE WITH PREM,TEST (Main customer - Acct. 3436435409)	3949 Carl Street NW, Uniontown, OH, 44685	Social security number	*****8948

Admin Menu - Installation Options - Control Central Alerts

Installation Options Control Central Alert Algorithms

Algorithm Type	Description	Algorithm Entity	Script	Detailed Description
C1AAPAYACCT	Highlight Active Account Auto Pay	Installation - Control Central Alert	Highlight Active Account Auto Pay	This alert algorithm highlights if the account has an automatic payment option that is effective on ...
C1ACCTALERTS	Highlight Account Alerts	Installation - Control Central Alert	Highlight Account Alerts	This alert algorithm highlights the account's user-defined alert(s). ...
C1ACCTLNKPRM	Highlight Account Linked to Multiple Premises	Installation - Control Central Alert	Highlight Account Linked to Multiple Premises	This alert algorithm highlights if the account has service agreements whose service points reference ...
C1ACCUALRT	Highlight SA(s) Linked To Umbrella Agreement	Installation - Control Central Alert	Highlight SA(s) Linked To Umbrella Agreement	This alert algorithm highlights if the account has one or more SAs linked to non-canceled Terms of S ...
C1ACTVWOPROC	Highlight Active Write-off Process	Installation - Control Central Alert	Highlight Active Write-off Process	This alert algorithm highlights if the account has an Active Write Off Process. ...
C1APPNTALRT	Highlight Appointments	Installation - Control Central Alert	Highlight Appointments	This alert algorithm highlights if a premise has pending and/or held appointment(s). ...
C1ASTACNALRT	Highlight Active Statement Construct	Installation - Control Central Alert	Highlight Active Statement Construct	This alert algorithm highlights if the person has an active statement construct. ...
C1-BSFLGALRT	Highlight Open Business Flags	Installation - Control Central Alert	Business Flag Alert	This control central alert algorithm highlights the number of business flags that exist in a non-fin ...
C1-CASH-ACCT	Highlight Cash Only Account	Installation - Control Central Alert		This control central alert algorithm displays an alert if the current account's cash only score exce ...
C1-CCAL-CLM	Highlight Open Rebate Claims	Installation - Control Central Alert	Rebate Claim - Highlight Open Rebate Claims	This algorithm type highlights open rebate claims associated with the person, account and premise in ...
C1-CCAL-OCBG	Highlight Open Off Cycle Bill Generators	Installation - Control Central Alert	Off Cycle Bill Generator - Highlight Open Off Cycle Bill Generators	This algorithm type highlights open off cycle bill generators associated with the account in context ...
C1CCEXSTACCT	Highlight Comment Exists on Account	Installation - Control Central Alert	Highlight Comment Exists on Account	This alert algorithm highlights if there is a free-form comment on the Account. ...
C1-COLLPR-AC	Highlight Active Collection Process	Installation - Control Central Alert		This control central alert algorithm highlights Active Collection Processes associated with the acco ...
C1-COLL-REF	Highlight Active Collection Referral	Installation - Control Central Alert		This control central alert algorithm displays an alert if the current account has an active collecti ...
C1CONTMSALRT	Highlight Consumer Contract Milestones	Installation - Control Central Alert	Highlight Consumer Contract Milestones	Algorithms of this type display a control central alert for consumer contract milestones related to ...
C1-CRRT-ACCT	Highlight Credit Rating	Installation - Control Central Alert		This control central alert algorithm displays an alert when the account in context has a credit rati ...





































C1CSREQALRT	Highlight Customer Service Requests in State	Installation - Control Central Alert	Highlight Customer Service Requests in State	Algorithms of this type display a control central alert for customer service (CS) requests related t ...
C1CSRQPF	Highlight CS Request Process Flows	Installation - Control Central Alert	Highlight CS Request Process Flows	This algorithm highlights customer service request-specific process flows. It is designed for highl ...
C1CSRTACTIN	Highlight Account Information	Installation - Control Central Alert	Highlight Account Information	The alert algorithm calls common logic that invokes the Account Information algorithm on Installatio ...
C1CSRTPREMSI	Highlight Premise Service Information	Installation - Control Central Alert	Highlight Premise Service Information	This alert algorithm returns a list of service point information strings for the premise. For each ...
C1-DDACCTNB	Highlight Number of Days Until Next Bill	Installation - Control Central Alert	Highlight Number of Days Until Next Bill	This alert algorithm highlights the number of days until the account's next bill, based on the accou ...
C1FATYPALMSG	Highlight Field Activity Type Alert Message	Installation - Control Central Alert	Highlight Field Activity Type Alert Message	This alert algorithm highlights if the premise has a completed field activity with an FA type that h ...
C1HELDORALRT	Highlight Held Order	Installation - Control Central Alert	Highlight Held Order	This alert algorithm highlights that a person has held order(s). ...
C1HNBBSA	Highlight Non-Billed Budget SA	Installation - Control Central Alert	Highlight Non-Billed Budget SA	This alert algorithm highlights an account's Pending Start, Active and/or Pending Stop non-billed bu ...
C1HNCASHDEP	Highlight Non-Cash Deposit	Installation - Control Central Alert	Highlight Non-Cash Deposit	This alert algorithm highlights if the account has non-cash deposits that are effective on the curre ...
C1-HONFPAPF	Highlight In Progress PA Requests	Installation - Control Central Alert	Highlight In Progress PA Requests	This alert algorithm highlights an account's PA Request process flows that are in a non-final state. ...
C1-HOPNCRR	Highlight Open Customer Relationship Requests	Installation - Control Central Alert	Highlight Open Customer Relationship Requests	This algorithm highlights open customer relationship requests associated with the account, person an ...
C1HPENDSAREL	Highlight Pending SA Relationships	Installation - Control Central Alert	Highlight Pending SA Relationships	This alert algorithm highlights if the account has pending SA relationship(s). ...
C1LASTCUSTCN	Highlight Last Customer Contact	Installation - Control Central Alert	Highlight Last Customer Contact	This alert algorithm highlights a person's and/or premise's last customer contact. The alert shows ...
C1LNDLRDALRT	Highlight Landlord	Installation - Control Central Alert	Highlight Landlord	This alert algorithm highlights that a landlord is linked to the premise. ...
C1-LSSL-PER	Highlight Person Life Support/Sensitive Load	Installation - Control Central Alert		This control central alert algorithm displays an alert when the account in context is linked to a pe ...
C1-LSSL-PRM	Highlight Premise Life Support/Sensitive Load	Installation - Control Central Alert		This control central alert algorithm displays an alert when the premise in context has life support/ ...
C1MISCPRALRT	Highlight Number of Persons on Account	Installation - Control Central Alert	Highlight Number of Persons on Account	This alert algorithm highlights the number of persons on the account. ...
C1MULFRPALRT	Highlight Multiple Financially Responsible Persons	Installation - Control Central Alert	Highlight Multiple Financially Responsible Persons	This alert algorithm highlights if the account has more than one financially responsible person link ...
C1NOPNCUSTCN	Highlight Number of Open Customer Contacts	Installation - Control Central Alert	Highlight Number of Open Customer Contacts	This alert algorithm highlights the number of open customer contact(s) that are associated with the ...
C1-OD-PROC	Highlight Active Overdue Processes	Installation - Control Central Alert		This control central alert algorithm highlights Active Overdue Processes associated with the account ...
C1-OPENLDALR	Retrieve Open Leads	Installation - Control Central Alert	Retrieve Open Leads	This control central alert algorithm highlights open initiative leads associated with the person, ac ...

C1-OPN-MEVT	Highlight Open and Disputed Match Events	Installation - Control Central Alert		This control central alert algorithm creates alerts if the current account has any open match events ...
C1-OPSTSKALT	Retrieve Open CSS Service Task Alert	Installation - Control Central Alert	Retrieve Outstanding CSS Service Tasks	Display an alert to inform the user that there are currently OPEN (non-final) CSS service tasks asso ...
C1PENDFAALRT	Highlight Pending Field Activity	Installation - Control Central Alert	Highlight Pending Field Activity	
C1PENDORALRT	Highlight Pending Order	Installation - Control Central Alert	Highlight Pending Order	This alert algorithm highlights that a person has pending order(s). ...
C1PENDSTOPSA	Highlight Pending Stop SA	Installation - Control Central Alert	Highlight Pending Stop SA	This alert algorithm highlights if the account has Pending Stop service agreement(s). ...
C1-PEND-STRT	Highlight Pending Start	Installation - Control Central Alert		This control central alert algorithm highlights if the account in context has any pending start serv ...
C1PERLNKACCT	Highlight Person Linked to Multiple Accounts	Installation - Control Central Alert	Highlight Person Linked to Multiple Accounts	This alert algorithm highlights if the person has multiple accounts. ...
C1PNPROPALRT	Highlight Pending Proposal SA	Installation - Control Central Alert	Highlight Pending Proposal SA	This alert algorithm highlights if the account has Pending proposal service agreement(s). ...
C1PNQUOTALRT	Highlight Pending Quote	Installation - Control Central Alert	Highlight Pending Quote	This alert algorithm highlights if the account has Pending quote(s). ...
C1PRMCHDALRT	Highlight Child Premises	Installation - Control Central Alert	Highlight Child Premises	This alert algorithm highlights if the premise is defined as the Parent Premise for one or more prem ...
C1PRMLNKACCT	Highlight Premise Linked to Multiple Accounts	Installation - Control Central Alert	Highlight Premise Linked to Multiple Accounts	This alert algorithm highlights if the premise has service points that are linked to non-closed, non ...
C1PRMPNTALRT	Highlight Premise Link To Parent Premise	Installation - Control Central Alert	Highlight Premise Link To Parent Premise	This alert algorithm highlights if the premise has a Parent Premise. ...
C1QTPROPALRT	Highlight Quotable Proposal SA	Installation - Control Central Alert	Highlight Quotable Proposal SA	This alert algorithm highlights if the account has Quotable proposal service agreement(s). ...
C1QUOTEALRT	Highlight Quote Awaiting Customer Response	Installation - Control Central Alert	Highlight Quote Awaiting Customer Response	This alert algorithm highlights if the account has a complete quote with a quote detail that referen ...
C1REACTSALRT	Highlight Reactivated SA	Installation - Control Central Alert	Highlight Reactivated SA	This alert algorithm highlights that the account has Reactivated service agreement(s). ...
C1RETUACCTSP	Highlight Unique Accounts That Had Service At Premise	Installation - Control Central Alert	Highlight Unique Accounts That Had Service At Premise	This alert algorithm counts the number of unique accounts that had service in the last Number of Mon ...
C1SATYPALMSG	Highlight Service Agreement Type Alert Message	Installation - Control Central Alert	Highlight Service Agreement Type Alert Message	This alert algorithm highlights if the account has a non-closed, non-canceled service agreement with ...
C1-SCHOTPAY	Highlight Scheduled One Time Payments	Installation - Control Central Alert	Highlight Scheduled One Time Payments	This control central alert algorithm highlights the number of scheduled one time payments that exist ...
C1SEASADALRT	Highlight Seasonal Address	Installation - Control Central Alert	Highlight Seasonal Address	This alert algorithm highlights any of the following: - If the person has an active seasonal address ...
C1-SEVPR-ACT	Highlight Active Severance Processes	Installation - Control Central Alert		This control central alert algorithm highlights Active Severance Processes associated with the accou ...
C1-STASKALRT	Retrieve Open Service Tasks	Installation - Control Central Alert	Retrieve Open Service Tasks	This control central alert algorithm highlights the number of service tasks that exist in a non-fina ...

















































C1-STOP-SA	Highlight Stopped SAs	Installation - Control Central Alert		This control central alert algorithm creates an alert if current account has any stopped service agr ...
C1-STSKALSAC	Service Task Alert By SA Characteristic	Installation - Control Central Alert	Service Task Alert by SA Characteristic	This control central alert algorithm highlights if the account in context has any open service tasks ...
C1THRDPGALRT	Highlight Third Party Guarantor	Installation - Control Central Alert	Highlight Third Party Guarantor	This alert algorithm highlights if the account has a third party guarantor. ...
C1-WO-BILL	Highlight Written Off Bills	Installation - Control Central Alert		This control central alert algorithm highlights whether or not write-offs exist for the account in c ...
CCAL-CASE	Highlight cases	Installation - Control Central Alert		This control central alert algorithm highlights cases associated with the person, account and premis ...
CCAL-DECL	Highlight Effective Declarations for Acct and Prem	Installation - Control Central Alert		This control central alert algorithm highlights declarations in effect as of the business date for t ...
CCAL-FAERMSG	Highlight FAs with outstanding outgoing messages	Installation - Control Central Alert		This control central alert algorithm highlights a Field Activity associated with the current context ...
CCAL-TD	Highlight outstanding To Do entries	Installation - Control Central Alert		This control central alert algorithm counts the number of To Do Entries that are outstanding for the ...
CCAL-WF	Account or Premise linked to Active Workflow Process	Installation - Control Central Alert		This control central alert algorithm creates an alert for each active workflow process linked to the ...
CC BY TYPCL	Count number of customer contacts	Installation - Control Central Alert		This control central alert algorithm counts the number of Customer Contacts for a given Contact Type ...
F1-SYNRQALRT	Retrieve Outstanding Sync Request	Installation - Control Central Alert	Retrieve Outstanding Sync Request	This control central alert algorithm highlights the number of sync requests that exist in a non-fina ...
PP BY STATUS	Count pay plans	Installation - Control Central Alert		This control central alert algorithm counts the number of Pay Plans for each Pay Plan Status whose s ...





































As displayed in C2M – Installation Options - Framework

Installation Options - Framework					
Main	Messages	Algorithms	Accessible Modules	Installed Products	
+		* Control Central Alert	* 10	C1LASTCUSTCN	Highlight Last Customer Contact
+		* Control Central Alert	* 20	C1NOPNCUSTCN	Highlight Number of Open Customer Contacts
+		* Control Central Alert	* 30	C1CCEXSTACCT	Highlight Comment Exists on Account
+		* Control Central Alert	* 40	C1ACCTALERTS	Highlight Account Alerts
+		* Control Central Alert	* 50	C1ACTVWOPROC	Highlight Active Write-off Process
+		* Control Central Alert	* 60	C1FATYPALMSG	Highlight Field Activity Type Alert Message
+		* Control Central Alert	* 70	C1SATYPALMSG	Highlight Service Agreement Type Alert Message
+		* Control Central Alert	* 80	C1HNBBSA	Highlight Non-Billed Budget SA
+		* Control Central Alert	* 90	C1HNCASHDEP	Highlight Non-Cash Deposit
+		* Control Central Alert	* 100	C1HPENDSAREL	Highlight Pending SA Relationships
+		* Control Central Alert	* 110	C1PENDSTOPSA	Highlight Pending Stop SA
+		* Control Central Alert	* 120	C1PENDSTOPSA	Highlight Pending Stop SA

Installation Options - Framework						
Main	Messages	Algorithms	Accessible Modules	Installed Products		
		* Control Central Alert	* 120		C1PENDFALRT	Highlight Pending Field Activity
		* Control Central Alert	* 130		C1REACTSALRT	Highlight Reactivated SA
		* Control Central Alert	* 140		C1PERLNKACCT	Highlight Person Linked to Multiple Accounts
		* Control Central Alert	* 150		C1PRMLNKACCT	Highlight Premise Linked to Multiple Accounts
		* Control Central Alert	* 160		C1ACCTLNKPRM	Highlight Account Linked to Multiple Premises
		* Control Central Alert	* 170		C1AAPAYACCT	Highlight Active Account Auto Pay
		* Control Central Alert	* 180		C1MULFRPALRT	Highlight Multiple Financially Responsible Persons
		* Control Central Alert	* 190		C1THRDPGALRT	Highlight Third Party Guarantor
		* Control Central Alert	* 200		C1MISCPALRT	Highlight Number of Persons on Account
		* Control Central Alert	* 210		C1LNDLRDALRT	Highlight Landlord
		* Control Central Alert	* 220		C1ASTACNALRT	Highlight Active Statement Construct
		* Control Central Alert	* 230		C1PENDDALRT	Highlight Pending Order

Installation Options - Framework

Main	Messages	Algorithms	Accessible Modules	Installed Products
		* <input type="text" value="Control Central Alert"/>	* <input type="text" value="230"/>	 <input type="text" value="C1PENDORALRT"/>  Highlight Pending Order
		* <input type="text" value="Control Central Alert"/>	* <input type="text" value="240"/>	 <input type="text" value="C1HELDORALRT"/>  Highlight Held Order
		* <input type="text" value="Control Central Alert"/>	* <input type="text" value="250"/>	 <input type="text" value="C1QUOTEALRT"/>  Highlight Quote Awaiting Customer Response
		* <input type="text" value="Control Central Alert"/>	* <input type="text" value="260"/>	 <input type="text" value="C1PNQUOTALRT"/>  Highlight Pending Quote
		* <input type="text" value="Control Central Alert"/>	* <input type="text" value="270"/>	 <input type="text" value="C1QTPROPALRT"/>  Highlight Quotable Proposal SA
		* <input type="text" value="Control Central Alert"/>	* <input type="text" value="280"/>	 <input type="text" value="C1PNPROPALRT"/>  Highlight Pending Proposal SA
		* <input type="text" value="Control Central Alert"/>	* <input type="text" value="290"/>	 <input type="text" value="C1APPNTALRT"/>  Highlight Appointments
		* <input type="text" value="Control Central Alert"/>	* <input type="text" value="300"/>	 <input type="text" value="C1SEASADALRT"/>  Highlight Seasonal Address
		* <input type="text" value="Control Central Alert"/>	* <input type="text" value="310"/>	 <input type="text" value="C1PRMPNTALRT"/>  Highlight Premise Link To Parent Premise
		* <input type="text" value="Control Central Alert"/>	* <input type="text" value="320"/>	 <input type="text" value="C1PRMCHDALRT"/>  Highlight Child Premises
		* <input type="text" value="Control Central Alert"/>	* <input type="text" value="330"/>	 <input type="text" value="C1ACCUAALRT"/>  Highlight SA(s) Linked To Umbrella Agreement
		* <input type="text" value="Control Central Alert"/>	* <input type="text" value="400"/>	 <input type="text" value="C1_CASH-DF"/>  Cash Only Account

Installation Options - Framework						
Main		Messages	Algorithms	Accessible Modules	Installed Products	
+		*	Control Central Alert	*	410	 C1_CRRT-DF  Credit Rating Alert
+		*	Control Central Alert	*	420	 C1_COLLRF-DF  Highlight Active Collection Agency Referral
+		*	Control Central Alert	*	430	 C1_COLL-DF  Highlight Active Collection Processes
+		*	Control Central Alert	*	440	 C1-OD-PROC  Highlight Active Overdue Processes
+		*	Control Central Alert	*	450	 C1_SEVPR-DF  Highlight Active Severance Processes
+		*	Control Central Alert	*	460	 C1-CCAL-DECL  Highlight effective declarations for account and premise
+		*	Control Central Alert	*	470	 C1_LSSL-DF  Highlight Life Support/Sensitive Load on Person
+		*	Control Central Alert	*	480	 C1_LSSLPR-DF  Highlight Life Support/Sensitive Load on Premise
+		*	Control Central Alert	*	490	 C1-OPN-MEVT  Highlight Open and Disputed Match Events
+		*	Control Central Alert	*	500	 C1-BSFLGALRT  Highlight Open Business Flags
+		*	Control Central Alert	*	510	 C1-CCAL-CASE  Highlight open cases
+		*	Control Central Alert	*	520	 C1-HOPNCRR  Highlight Open Customer Relationship Requests

Installation Options - Framework

Main	Messages	Algorithms	Accessible Modules	Installed Products
+		* Control Central Alert	* 520	C1-HOPNCRR Highlight Open Customer Relationship Requests
+		* Control Central Alert	* 530	C1-CCAL-OCBG Highlight Open Off Cycle Bill Generators
+		* Control Central Alert	* 540	C1-CCAL-CLM Highlight Open Rebate Claims
+		* Control Central Alert	* 550	C1-CCAL-TD Highlight open To Do entries
+		* Control Central Alert	* 560	C1_PENDST-DF Highlight Pending Start Service Agreements
+		* Control Central Alert	* 570	C1-STOP-SA Highlight Stopped SAs
+		* Control Central Alert	* 580	C1-WO-BILLS Highlight Written Off Bills
+		* Control Central Alert	* 590	C1-PPBALERT Prepay Biller Task Alert
+		* Control Central Alert	* 600	C1-OPENLDALR Retrieve Open Leads
+		* Control Central Alert	* 610	C1-STASKALRT Retrieve Open Service Tasks
+		* Control Central Alert	* 620	F1-SYNRQALRT Retrieve Outstanding Sync Request
+		* Control Central Alert	* 630	C1-PP-ACTIVE Show count of ACTIVE pay plans

+		* Control Central Alert	* 640	C1-PP-BROKEN Show count of BROKEN pay plans
+		* Control Central Alert	* 650	C1-PP-KEPT Show count of KEPT pay plans
+		* Control Central Alert	* 660	C1-SCHOTPAY Highlight Scheduled One Time Payments
+		* Control Central Alert	* 670	C1-HONFPAPF Highlight In-Progress PA Requests
+		* Control Central Alert	* 680	C1-DDACCTNB Highlight Number of Days Until Next Bill

Service Point

Service Point - Main

Service Point: 3100 Block Derby Street, Berkeley, CA, 94705 / Electric Unmetered Multi-Item (Unbadged) / Electric / Read Cycle 01, Route 11...

Add

Search

Bookmark

Refresh

Main

Log

Service Point

Main ⓘ

INFORMATION

3100 Block Derby Street, Berkeley, CA, 94705 / Electric Unmetered Multi-Item (Unbadged) / Electric / Read Cycle 01, Route 110 / Active ⓘ

SERVICE POINT TYPE

Electric Unmetered Multi-Item (Unbadged)

STATUS

Active

ADDRESS

3100 Block Derby Street, Berkeley, CA, 94705, USA

TIME ZONE

US Pacific Time

SOURCE STATUS

Connected

PREMISE

3100 Block Derby Street, Berkeley, CA, 94705 ⓘ

DIVISION

GEOGRAPHIC LATITUDE

0.000000

GEOGRAPHIC LONGITUDE

0.000000

MAIN CONTACT

DISTRIBUTION NETWORK FACILITY

ESTIMATION ELIGIBILITY

Record Actions ⓘ

Edit

Delete

Deactivate

Record Information ⓘ

Life Support / Sensitive Load Information ⓘ

LIFE SUPPORT / SENSITIVE LOAD

Not on life support

Field Information ⓘ

OK TO ENTER

False

KEY

No key at premise

DEVICE LOCATION

DEVICE LOCATION DETAILS

Measurement Cycle ⓘ

MEASUREMENT CYCLE

Read Cycle 01

ROUTE

Route 110

SEQUENCE

170

Multi-Item Information ⓘ

START DATE/TIME	END DATE/TIME	INSTALLATION OVERRIDE QUANTITY (DAILY)	UOM	SQI	MULTI-ITEM COUNT	
01-01-2016 0:00:00 PST					ITEM TYPE	COUNT
					Electric Item - 400 Watt Sodium Vapor	2

Service Point - SP/Usage Subscription

Service Point: 3100 Block Derby Street, Berkeley, CA, 94705 / Electric Unmetered Multi-Item (Unbadged) / Electric / Read Cycle 01, Route 11...

AddSearchBookmarkRefresh

MainLog

Service Point Equipment ⓘ

EQUIPMENTATTACH DATE/TIMEDETACH DATE/TIMEEQUIPMENT COUNTCOMMENTS CREW

SP Characteristics ⓘ

EDIT ⓘ ^

FILTERS: SERVICE POINT ID 508982175428

Service Point Attachments ⓘ

ADD ⓘ ^

SP Geographic Information ⓘ

EDIT ⓘ ^

FILTERS: SERVICE POINT ID 508982175428

Device History ⓘ

ⓘ ^

FILTERS: SERVICE POINT ID 508982175428

Usage Subscriptions ⓘ

ⓘ ^

FILTERS: SERVICE POINT ID 508982175428

	USAGE SUBSCRIPTION ⓘ	START DATE/TIME	END DATE/TIME
1	City of Berkeley / Electric Lighting Unmetered / 10-01-2016 0:00:00 PDT / Active	10-01-2016 0:00:00 PDT	

SP Quantities

ADD ⓘ ^

Service Point – Activity History

Service Point: 3100 Block Derby Street, Berkeley, CA, 94705 / Electric Unmetered Multi-Item (Unbadged) / Electric / Read Cycle 01, Route 11...

Add

Search

Bookmark

Refresh

Main

Log

FILTERS: SERVICE POINT ID 508982175428

SP / Measurement Cycle Schedule Routes ⓘ

FILTERS: SERVICE POINT ID 508982175428

SP Service Issue Monitors ⓘ

SP Suppression History ⓘ

SP Activity History ⓘ

FILTERS: SERVICE POINT ID 508982175428

	CREATE DATE/TIME	ACTIVITY ID
1	2023-02-21-01:55:31	Field Activity / Disconnect SP from Item / / / Discarded / Create Date Time: 02-21-2023 1:55:31
2	2023-02-21-01:50:47	Enable Service Type / 3100 Block Derby Street, Berkeley, CA, 94705, USA / 02-21-2023 1:50:47 / 01-01-2020 0:00:00 PST / / Completed

Page 1 of 1 (2 Records)

SP Network Locations ⓘ

FILTERS: SERVICE POINT ID 508982175428

SP Business Flags ⓘ

FILTERS: SERVICE POINT ID 508982175428

Premise

Premise - Main

Premise

BookmarkDeleteClearSaveRefresh

MainCharacteristicsMiscGeographic DataPremise Portal

Premise3100 Block Derby Street, Berkeley, CA, 94705PREMISE ID1734654845

Premise TypeCity Street

Premise Address

COUNTRYUnited States of America

ZIPCODE94705CIS DIVISIONCalifornia

ADDRESS 13100 Block Derby Street

ADDRESS 2

ADDRESS 3

CITYBerkeley

COUNTYAlameda

STATECACalifornia 94705Validate

MAILING ADDRESS

LANDLORD AGREEMENT

PARENT PREMISE ID

Premise - 3100 Block Derby Street, Berkeley, CA, 94705

SP - 3100 Block Derby Street, Berkeley, CA, 94705 / Electric Unmetered Multi-Item (Unbadged) / Electric / Read Cycle 01, Route 110 / Active

SP - 3100 Block Derby Street, Berkeley, CA, 94705 / Electric Unmetered Multi-Item (Unbadged) / Electric / Read Cycle 01, Route 110 / Active

SP - 3100 Block Derby Street, Berkeley, CA, 94705 / Electric Unmetered Multi-Item (Unbadged) / Electric / Read Cycle 01, Route 110 / Active

SP - 3100 Block Derby Street, Berkeley, CA, 94705 / Electric Unmetered Multi-Item (Unbadged) / Electric / Read Cycle 01, Route 110 / Active

5.1.5.2 C2M.Manage Un-Metered Site

Copyright © 2024, Oracle. All rights reserved.

39

Premise - Characteristics

Premise

Main

Characteristics










Misc

Geographic Data

Premise Portal

PREMISE

3100 Block Derby Street, Berkeley, CA, 94705

		EFFECTIVE DATE	CHARACTERISTIC TYPE	CHARACTERISTIC VALUE
+		* 01-01-1950 	* Taxing State ▾	CA  California
+		* 01-01-1950 	* Taxing City ▾	BERK  Berkeley
+		* 01-01-1950 	* Taxing County ▾	ALAMEDA  Alameda

Premise - Misc

Premise

Main

Characteristics

Misc

Geographic Data

Premise Portal

PREMISE

3100 Block Derby Street, Berkeley, CA, 94705

OK TO ENTER

☐

MR WARNING

MR INSTRUCTION

INSTRUCTION DETAILS

KEY AT PREMISE

☐

KEY ID

LIFE SUPPORT / SENSITIVE LOAD

None

LIFE SUPPORT / SENSITIVE LOAD NOTES

Premise – Geographic Data

Premise

Main

Characteristics

Misc

Geographic Data

Premise Portal

PREMISE

3100 Block Derby Street, Berkeley, CA, 94705

TIME ZONE

US Pacific Time

		GEOGRAPHIC TYPE	GEOGRAPHIC VALUE	FORMAT
+		* Area Code	510	
+		* Lat/Long - N2.7 N3.7	37.856122 122.246704	Lat/Long - N2.7 N3.7

Premise – Premise Portal

Premise

Main

Characteristics

Misc

Geographic Data

Premise Portal

Bookmark

Delete

Clear

Save

Refresh

General Information

PREMISE ID 1734654845

PREMISE INFO 3100 Block Derby Street, Berkeley, CA, 94705

Premise Activity Overview

Premise Attachments

Add

Premise Attachments

Add

SP Install Event

SP Install Event - Main

Install Event: Install Date/Time: 01-01-2020 0:00:00 PST / On

Add

Search

Bookmark

Refresh

Main

Log

Install Event

Main

INFORMATION

Install Date/Time: 01-01-2020 0:00:00 PST / On

DEVICE CONFIGURATION

Electric Item - 1000 Watt Mercury Vapor / Effective Date/Time:01-01-2020 0:00:00 PST / Electric Badged Item / 0 Measuring Component(s) / Active

SERVICE POINT

Test,C2MOS.1.5.2-001_463, San Francisco, CA, 94105 / Electric Unmetered Item (Badged) / Electric / UTA-S152-004-7354 / Read Cycle 02, Route 200 / Active

STATUS

On

INSTALLATION DATE/TIME

01-01-2020 0:00:00 PST

MDM EXTERNAL ID

DEVICE ON/OFF STATUS

On

Record Actions

Edit

Delete

Turn Off

Remove

Record Information

On/Off History

EVENT DATE/TIME	DEVICE ON/OFF STATUS	ACTIVITY ID
01-01-2020 0:00:00 PST	On	

5.1.5.2 C2M.Manage Un-Metered Site

Copyright © 2024, Oracle. All rights reserved.

43

Device Search

Device Search

Device Query

Main

Device Search ⓘ

SEARCH BY

Device Information ▾

IDENTIFIER TYPE

Badge Number ▾

IDENTIFIER VALUE

UTA-5152-004

DEVICE TYPE

▾

HEAD-END SYSTEM

▾

DEVICE ID


Search

Hide Filters

FILTERS: IDENTIFIER TYPE Badge Number, IDENTIFIER VALUE UTA-5152-004

Initiate Command for All Selected

Initiate Multi Device Command for All Selected

<input type="checkbox"/>	IDENTIFIER VALUE	DEVICE 	HEAD-END SYSTEM
<input type="checkbox"/>	UTA-5152-004-3553	UTA-5152-004-3553 / Electric Item - 1000 Watt Mercury Vapor / Install Date/Time: 01-01-2020 0:00:00 PST / On / Active ✓	
<input type="checkbox"/>	UTA-5152-004-1584	UTA-5152-004-1584 / Electric Item - 1000 Watt Mercury Vapor / Install Date/Time: 02-10-2020 0:00:10 PST / On / Active ✓	
<input type="checkbox"/>	UTA-5152-004-7354	UTA-5152-004-7354 / Electric Item - 1000 Watt Mercury Vapor / Install Date/Time: 01-01-2020 0:00:00 PST / On / Active ✓	
<input type="checkbox"/>	UTA-5152-004-3781	UTA-5152-004-3781 / Electric Item - 1000 Watt Mercury Vapor / Active ✓	
<input type="checkbox"/>	UTA-5152-004-5046	UTA-5152-004-5046 / Electric Item - 1000 Watt Mercury Vapor / Install Date/Time: 01-01-2020 0:00:00 PST / On / Active ✓	
<input type="checkbox"/>	UTA-5152-004-6663	UTA-5152-004-6663 / Electric Item - 1000 Watt Mercury Vapor / Install Date/Time: 01-01-2020 0:00:00 PST / On / Active ✓	
<input type="checkbox"/>	UTA-5152-004-1579	UTA-5152-004-1579 / Electric Item - 1000 Watt Mercury Vapor / Install Date/Time: 01-01-2020 0:00:00 PST / On / Active ✓	

Page 1 of 1 (7 Records)

5.1.5.2 C2M.Manage Un-Metered Site

Copyright © 2024, Oracle. All rights reserved.

44

Device: UTA-5152-004-7354 / Electric Item - 1000 Watt Mercury Vapor / Install Date/Time: 01-01-2020 0:00:00 PST / On / Active

AddSearchBookmarkRefresh

MainLog

Device

Main

INFORMATION

UTA-5152-004-7354 / Electric Item - 1000 Watt Mercury Vapor / Install Date/Time: 01-01-2020 0:00:00 PST / On / Active

ITEM TYPE

Electric Item - 1000 Watt Mercury Vapor

STATUS

Active

SERIAL NUMBER

UTA-5152-004-7354

BADGE NUMBER

UTA-5152-004-7354

ASSET ID

27838389663

SPECIFICATION

Item-1000Watt-MV

MANUFACTURER

MODEL

ACCESS GROUP

Record Actions

EditDeleteRetire

Record Information

ITEM ID

288169199662

BUSINESS OBJECT

Item

STATUS DATE/TIME

07-11-2021 19:33:42

CREATE DATE/TIME

07-11-2021 19:33:41

Device Configuration List

1

2020-01-01-00:00:00

Electric Item - 1000 Watt Mercury Vapor / Effective Date/Time:01-01-2020 0:00:00 PST / Electric Badged Item / 0 Measuring Component(s) / Active

Device Attachments

Device Activities

Initiate CommandCancel Command

FILTERS: DEVICE ID 288169199662

Miscellaneous Information

System supports communicating with the system via RESTful services or via SOAP services. In both cases, the system uses an object called inbound web service (IWS) to store the configuration. A web service class is used to distinguish whether the IWS is used for REST or SOAP.

Inbound Web Services:

C1-Premise - Premise	REST(Integration Suite)
C1-SAsWithPremise - Account SAs with Char Premise IDs	SOAP
CXPremiseSearch - Premise Search	SOAP
D1-PremisesActivities - Premise's Activities	SOAP
WXPremiseSearch - Premise Search	SOAP